

THE PARK(ing) DAY MANUAL

A Primer on User-Generated Urbanism
and Temporary Tactics for Improving the
Public Realm



Introduction: The Ideas Behind *PARK(ing) Day*

The vast majority of outdoor urban space is dedicated to the private vehicle, while only a fraction of that land is allocated to open space for people.

In urban centers around the world, inexpensive curbside parking results in increased traffic, wasted fuel and more pollution. The strategies and values that generate these conditions are no longer sustainable, nor do they promote a healthy, vibrant urban human habitat.¹ It's time to rethink the way streets are used and to re-imagine the possibilities of the urban landscape!

A metered parking spot is an inexpensive short-term lease for a plot of precious urban real estate. What is the range of possibilities for creativity in a space usually dedicated to the storage of a private vehicle?

Motivated by the desire to activate the metered parking space as a site for creative experimentation, political and cultural expression, and unscripted social interaction, Rebar offers ***PARK(ing) Day*** as a prototype for open-source urban design, accessible to all. In response, thousands of people around the globe—working independently of Rebar but guided by common core principles—have created hundreds of “PARK” installations and formed an annual international event.

Urban inhabitants worldwide recognize the need for new approaches to making the urban landscape, and realize that converting small segments of the automobile infrastructure—even temporarily—can alter the character of the city. From public parks to free health clinics, from art galleries to demonstration gardens, *PARK(ing) Day* participants have claimed the metered parking space as a rich new territory for creative experimentation and activism.

The event continues to expand virally, over the Internet and by word of mouth. Since its inception in 2005, *PARK(ing) Day* has blossomed into a global experiment in remixing, reclaiming and reprogramming vehicular space for social exchange, recreation and artistic expression. The project

now occurs annually in hundreds of cities in dozens of countries on every permanently-inhabited continent on earth.

Rebar invites you to participate. Your installation is limited only by your imagination—and the future of this grassroots movement is in your hands. While *PARK(ing) Day* may be temporary, the image of possibility it offers has lasting effects and is helping to shift the way streets are perceived and utilized.

We challenge you to explore the full dimensions of urban social ecology, experimental design and creative vision in the humble parking spot. In deciding how to develop your PARK installation, and how best to participate in this event, we encourage you to investigate the range of social, cultural or ecological deficiencies in your particular urban setting. What is missing from your city or neighborhood? Perhaps you have enough public parks, but there's an intersection that is dangerous for pedestrians and needs traffic calming. Maybe you'd like to see more community gardens, citywide composting, dignified services for the homeless, or more poetry readings. Perhaps your city just needs more space to sit, relax and do nothing.

We hope *PARK(ing) Day* will cultivate your sense of civic pride, and we invite you to consider the role of you—the citizen—in conceiving, building and improving your local urban environment. In an encouraging turn of recent events, *PARK(ing) Day* has begun to have its desired effect: pioneering civil servants in cities like New York and San Francisco have taken the message of projects like *PARK(ing) Day* to heart, and have adapted temporary tactics as a method for incubating new urban programs and evolving the way we think about the design and craft of urban placemaking.

While this is a heartening trend, there is still much work to do. It is still, in large part, up to us—the artists and designers, the activists and urbanists—to take action, to demonstrate the vast possibility embedded in every metered rectangle of asphalt, to help our cities become healthier, more comfortable, more creative and more successful outdoor human habitat ... at least until the meter runs out.

Rebar
San Francisco,
August 2011

PARK(ing) Day occurs annually in hundreds of cities in dozens of countries on every permanently-inhabited continent on earth.




It All Took Place in a PARK(ing) Space:

- a wedding ceremony
- a productive landscape
- a free head & neck massage
- a free worm composting demo
- a pedal powered smoothie
- a solar panel demonstration
- a DIY lemonade stand
- a public park
- a free health clinic
- an ecology center
- a public back porch
- an urban farming display
- a glass recycling center
- an interactive sculpture
- a political campaign
- an outdoor classroom
- a fingerpainting studio
- a public kiddie pool
- a public safety demonstration
- a national park
- a free bicycle repair shop
- a memorial glen
- a croquet tournament
- a public dog park
- a PARKcycle
- a notebook to elected officials
- a chess tournament
- an open poetry reading
- a barbecue
- a lawn bowling course
- a marshland
- an art gallery
- a pirates' cove
- a hula
- a dinner party
- a public reading room
- a public beach
- a public picnic
- a chicken coop
- and your _____.

How to Turn a Parking Spot into A *PARK(ing)* Space

The PARK(ing) Day Assembly Manual

So, you took the plunge—you downloaded the Manual. Seems like you're pretty serious about reprogramming a metered parking space. Nice! Congratulations and thanks for taking an interest in building a *PARK(ing) Day* installation in your local urban context! To help your *PARK* project be as successful as possible, we have developed this handy "how to" guide to help you. Please read through it carefully and keep it in your back pocket for easy reference as you go about planning your *PARK*. But do print sparingly (and maybe in black & white)—paper is precious!



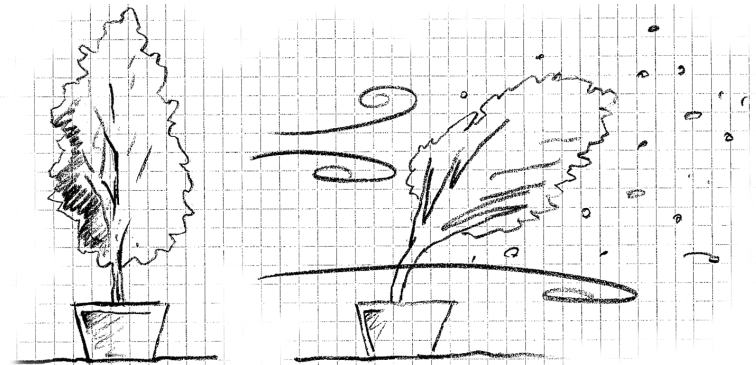
Participation in *PARK(ing) Day* and the use of or affiliation with the registered servicemark "*PARK(ing) Day*" is restricted to **non-commercial** uses only. For full details, please visit: www.parkingday.org/src/Parking_Day_License.pdf

1.1 Choosing the Spot

Find a metered parking spot in a location where people will find and interact with it. Consider what public services or amenities are lacking in the area around your site. If you are interested in creating a park-like open space, check online to see if your city planning agency (or other open space advocacy group) has a map of areas underserved by public open space.

Other things to consider about location are:

- 1 Type of metered space:** is it a 2-hour spot or a 1/2 hour drop-off spot? We do not suggest "No-Stopping" zones, commercial loading zones, commuter lanes, or any place in front of a fire hydrant.
- 2 People you are trying to serve:** downtown office workers, tourists, the down and out, or the high-rollers? When will they be around to see and use the space?
- 3 Documentation:** are there nearby spots for you or your friends to take pictures or video of the installation?
- 4 Other environmental conditions:** sun, shade, wind, weather, traffic, construction will all impact your *PARK(ing) Day* installation.



1.2 Building Materials

The fundamental elements of a good outdoor public space are seating, shade, a place to watch people and view scenery, and a sense of relaxation.

For Rebar's first *PARK(ing)* project in 2005, we installed 200 sq. ft of lawn, a 24" box/15' tall tree, a rented park bench and an enclosing boundary. We also produced signs to indicate to the public that this space was created for their use and enjoyment and to invite them to pay the meter to keep the "PARK" open.

1 Symbolic Groundcover

Although Rebar's original *PARK* used living sod, ***we do not recommend using real grass***, unless you have a place to permanently install it immediately after your *PARK(ing)* Day event. Instead, we suggest you try something more creative and symbolic—a groundcover that will transform the hard concrete or asphalt into a more comfortable and visually impressive space. Bits of nature other than living sod that may work are potted plants, sand, or anything that feels good to bare feet. Other *PARK(ing)* Day participants have used quilts, pools, gravel, carpets and astroturf. With all these items, though, please consider where you will reuse them after *PARK(ing)* Day.

A word on using live sod: Don't!

Please avoid using living sod grass or turf. Sod is a very petrochemically-intensive monocrop, and it tends to die quickly, thus becoming a waste product. There are numerous other options for providing comfortable groundcover for your *PARK* visitors. If you must use live sod, please have a plan to re-use it after *PARK(ing)* Day!

2 Seating

The more seating you provide, the greater the chance of unplanned interaction among *PARK(ing)* Day visitors. Good used park benches can be borrowed, obtained on the Internet or rented from a film/theater prop rental shop.



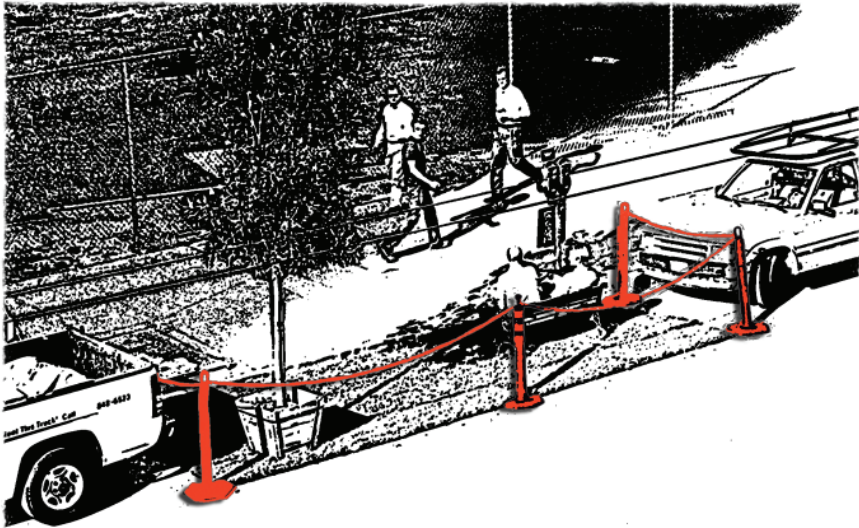
3 Shade

If you want to use living plants to provide shade, some nurseries will lease trees by the day or week. Check with your local nursery to find a sturdy tree with abundant foliage for shade. Bamboo or a large indoor plant may work in your climate. Other options include flags, sails or large pieces of fabric. Or, check in with your friends and neighbors. Is one of them planning to buy a tree you could first use for *PARK(ing)* Day?



4 Enclosure - *Safety First!*

Plastic bollards (a.k.a. traffic tubes) linked with rope, potted plants, or any self-supporting boundary is important to provide a sense of enclosure and safety for visitors to your PARK.



5 Signs

A sign or signs indicating that this space has been transformed from a parking spot to a *PARK(ing) Day* installation for free public enjoyment. Feel free to invite visitors to pay the meter to keep the PARK open. Your sign should welcome everybody!



6 Spare change

Don't forget to bring change to pay the meter to get things rolling before your visitors arrive. Many meters now only accept quarters or credit/debit cards.



1.3 Planning the Event

Things you should consider organizing in advance are:

- 1 Sourcing essential materials to provide shade, groundcover and seating at least a week or two in advance, and live plants a few days in advance
- 2 Transportation for the materials to and from the site. Use bicycles and bike trailers if you can. For *PARK(ing) Day* 2006, Rebar transported the materials for a single PARK to 5 different locations around San Francisco, using only pedal-powered transportation. Maybe next year we'll take the bus!
- 3 Assembling friends or collaborators to help you plan, arrive early at the site to hold a space, and to help you setup and cleanup at the end of the day.
- 4 People to photograph/document the event. Contact members of the local press or media outlets. Locate your PARK where it will receive good visual exposure.
- 5 A plan for talking to people who come by your PARK. Who might want to talk to you?
 - Curious bystanders.
 - Potential participants for the next *PARK(ing) Day*.
 - Traffic and law enforcement personnel.
 - People wondering why you're taking up a perfectly serviceable parking spot.

5a. Explaining *Park(ing) Day*


You are part of a worldwide movement to improve the quality of the public realm and reclaim the streets for people. Your PARK is also a unique expression of your own ideas, creativity and identity. Think ahead to how you will easily explain what's happening to curious, skeptical or appreciative audiences you'll encounter out there.

Remember: You are acting in the public interest to add to the health, comfort and vitality of your city!

Put forward the positive aspect of your action and remember that skeptical critics can turn into key supporters and allies if you win them over. Your generous and creative act can set the tone for other people's positive experience of public space, so appeal to their best instincts: civic pride, artistic expression, and caring for others.

5b. Talking to Authorities


Research and understand the laws governing your city's parking spaces. Authority figures are usually concerned with safety, so be prepared to share your plans to keep people out of harm's way. We recommend appealing to law enforcement's sense of civic pride rather than antagonizing them. Remember, **you are not protesting**—you're using your public space to improve the quality of life for people! You may want to designate one member of your team to interface with the authorities. Be sure this designee does their research and is prepared to speak with confidence and respect.



5c. Addressing People's Concerns

If you encounter negativity or hostility from anyone, try to find out what their concerns really are. They may or may not understand what *PARK(ing) Day* is about. If you are comfortable doing so, engage in a dialogue with them.

A reminder: there are many legitimate critiques of this project!



5d. Generosity and Humor

You are the face of *PARK(ing) Day*. No matter what goes wrong, take it easy, have fun and laugh. You may find you soon have a lot of company.

A TRUE STORY!

One *PARK(ing) Day* group in San Francisco overstayed their two-hour meter and were asked by the parking patrol to move their hanging garden PARK . . . which they did, with the help of a dozen people. They found a new parking space on the same block (and paid the meter of course!)

6 Recycle Materials!

Find a place to donate any unwanted or extra materials when the project is over. Living plants, turf and/or groundcover can be permanently planted in yards—or better yet donated to schools or neighbors who need them. Use Craigslist or Freecycle to keep materials from entering the waste stream. Re-use first and recycle if you can't re-use. A well-planned PARK will never end up in landfill!

7 Leave No Trace!

Be prepared to completely, totally, utterly leave your city streetscape in a **better** condition than you found it. Bring a broom, dustpan, trash bags and a good pair of gloves. Sweep like this is your property, because it is. Help your city erase the trace of others by sweeping the whole block! If you plan to clean up after dark, bring flashlights. If you use bicycles for transportation, remember lights and reflectors.



8 Plan An After Party!

Once the cleanup is complete, where will you meet up with other *PARK(ing) Day* participants to celebrate? Use the *PARK(ing) Day* Network to coordinate with other participants in your city— it's a great chance to make new friends and share tales of the day, as well as party expenses!



***PARK(ING) DAY =
CELEBRATING YOUR CITY!***

1.4 Getting the Word Out

Join the *PARK(ing) Day* Network!

my.parkingday.org

The *PARK(ing) Day* Network is the open-source, user-generated living archive of the worldwide event. We strongly encourage prospective participants and anyone interested in the event to join the Network to share and gather information, advice and, of course, photos, videos, interviews and anecdotes related to *PARK(ing) Day* installations.

Websites and blogs for planning *Park(ing) Day* already exist in many cities. Check the *PARK(ing) Day* Network and make some new friends! Use your Network page to share photos, ideas and stories before and after the event. You may find allies who have more parks in common with you than just *Park(ing) Day*.



The *PARK(ing) Day* Network, 2011

1.5 Next Steps

Catalyzing Lasting Change in Your City

So, your *PARK(ing) Day* installation was a bit hit. You made a temporary, positive adjustment to your city and inspired people to think critically about how the urban landscape is made. You opened some eyes and minds to the range possibilities for generating urban form and civic services. Great job!

And ... now what? How do you convert the energy of *PARK(ing) Day* into long-term change in your urban setting? Like *PARK(ing) Day* itself, the possibilities are limited only by your imagination. And the obvious approaches are excellent: Start or join a community group or neighborhood organization. Volunteer at a local park, art program or community center. Attend public hearings. Volunteer for political candidates whose values you support. Run for office. Host an ongoing public picnic in front of your house. Continue to creatively experiment in public space!

1.6 Parklets

Park(ing) Day Inspires Permanent Change!

In a growing number of cities around the United States, including San Francisco and New York, city agencies have created permit programs for merchants, organizations and citizens to convert metered parking spaces to permanent plazas, open to the public. These installations—called “**Parklets**”—originated as part of San Francisco’s “**Pavement to Parks**” program, which converts excess roadway into public plazas. The city planners (who developed the “Parklet” program in close collaboration with Rebar) acknowledge that the program was directly inspired by *PARK(ing) Day*. This movement has begun to catalyze structural change!

And perhaps your city needs a Parklet program. For more information, see the Further Resources section below.



Rebar's pilot "Parklet" on 22nd Street, San Francisco, 2010.

1.7 Further Resources

To inspire you further, we have gathered some of the projects we've come across over the years that exemplify creative, innovative approaches to improving urban human habitat. Have a look:

Bonnie Sherk (San Francisco)

alivinglibrary.org

The godmother of the *PARK(ing) Day* concept. "Portable Parks I-III": public parks on a street corner, a freeway and a city block ... in 1970.

Fallen Fruit (Los Angeles)

fallenfruit.org

Mapping the fruit that hangs in public space.

Graffiti Research Lab (worldwide, began in New York)

graffitiresearchlab.com

Creators of LASER TAG graffiti and so much more.

Guerilla Gardening (worldwide, began in London)

guerillagardening.org

Guerilla gardens in neglected public spaces.

Jane Martin/PLANT*SF (San Francisco)

plantsf.org

Permeable landscape as neighborhood treasure. Includes a how-to DIY guide.

NYC Street Renaissance (New York)

nycsr.org

Makers of the popular Streestblog and Streetfilms sites.

Permanent Breakfast (worldwide, began in Vienna)

ritesinstitute.org/permbreak_blog

"The continually ongoing breakfast in the open space." Start one!

Public Architecture (San Francisco)

publicarchitecture.org

Making architecture in the public interest.

Recetas Urbanas ("Urban Prescriptions") (Sevilla, Spain)

recetasurbanas.net

Between legal and illegal, fusing architecture, art and activism.

Reclaim the Streets! (worldwide, began in London)

rts.gn.apc.org

Worldwide quasi-legal street actions.

Roadsworth (Montreal)

roadsworth.com

Re-scripting the grammar of the city.

Roadwitch (worldwide, began in Oxford, U.K.)

roadwitch.org.uk

Traffic calming at its most creative.

San Francisco Pavement to Parks Program

sfpavementtoparks.sfplanning.org

Making *PARK(ing) Day* permanent!

Studio for Urban Projects (San Francisco)

Art as a means of advancing civic engagement and public dialogue.

studioforurbanprojects.org

Tactical Urbanism Volume 1

Short Term Action/Long Term Change

[scribd.com/doc/51354266/Tactical-Urbanism-Volume-1](https://www.scribd.com/doc/51354266/Tactical-Urbanism-Volume-1)

The Trust for Public Land (United States)

tpl.org

Conserving Land for People since 1972.

Disclaimer

This Manual is intended for educational purposes only. Nothing contained in this publication should be construed or relied upon as legal advice or an invitation to break the law. Participation in *PARK(ing) Day* is open and at your own risk. If you choose to participate in *PARK(ing) Day*, you will be acting independently of Rebar Group, Inc., its owners, employees, officers, directors, members, volunteers, agents, assigns and partners, none of whom are liable for your actions.

By participating in *PARK(ing) Day*, you voluntarily and entirely assume the risk of injury to yourself or others, assume all legal liability related to your *PARK(ing) Day* installation, and agree to indemnify and hold harmless Rebar Group, Inc., and its owners, employees, officers, directors, members, volunteers, agents, assigns and partners. You also agree to obey the law and the directives of any duly-authorized law enforcement officer.

Remember, *PARK(ing) Day* is a worldwide act of generosity and playful activism intended to serve the broader public good.

Obey the law and have fun!

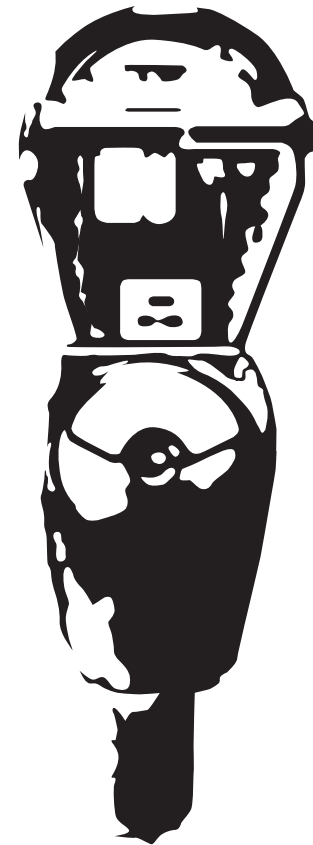
About Rebar

Rebar is an interdisciplinary studio working at the intersection of art, design and ecology. Based in San Francisco, the studio was founded in 2004.

PARK(ing) Day began in 2005 and is an open-source Rebar invention created by hundreds of independent individuals and groups worldwide. Rebar has received generous support for *PARK(ing) Day* over the years from these top-notch organizations:

The Trust for Public Land - tpl.org
Black Rock Arts foundation - blackrockarts.org
Public Architecture - publicarchitecture.org
The LEF Foundation - lef-foundation.org

"*PARK(ing) Day*" is a registered servicemark of Rebar Group, Inc.
This Manual is Copyright ©2009-2011 by Rebar Group, Inc. All rights reserved.
Photos by Andrea Scher and Jeff Conlon.



rebargroup.org
parkingday.org